

Luminaire Photograph



Light Output Ratio:	87.9%	
Luminaire Power:	20.56 W	
SHR Nominal:	0.50	Calculated using the TM5
SHR Maximum:	0.60	fine grid method.

C Range: 0 - 360DEG
C Interval: 30.0DEG
Test Speed: HIGH
Temperature: 25.3 °C
Operators: zoe
Test Date: 2023-6-19

Range: 0 - 180DEG
Interval: 1.0DEG
Test System: EVERFINE GO-SPEX500_V1 SYSTEM V2.00.461
Humidity: 65.0%
Test Distance: 3.160m [K=1.0000]
Remarks: LAMP: BXRE-30H1000-A-83 Ra: 97
LENS: PM-0132B 36R
DRIVER: RMS-20-500AS 500mA
30minutes warm-up

LUMINOUS INTENSITY DISTRIBUTION DIAGRAM

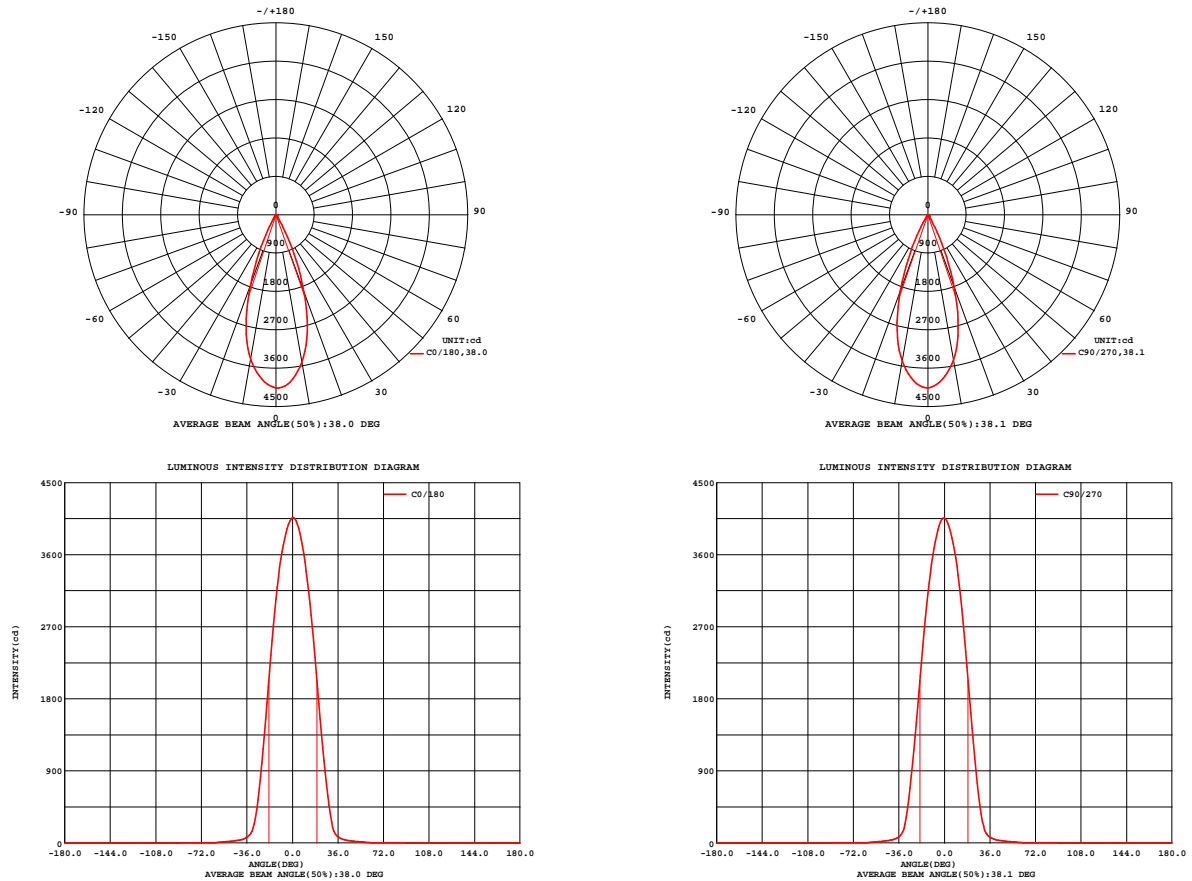


Fig. C0/C180

Fig. C90/C270

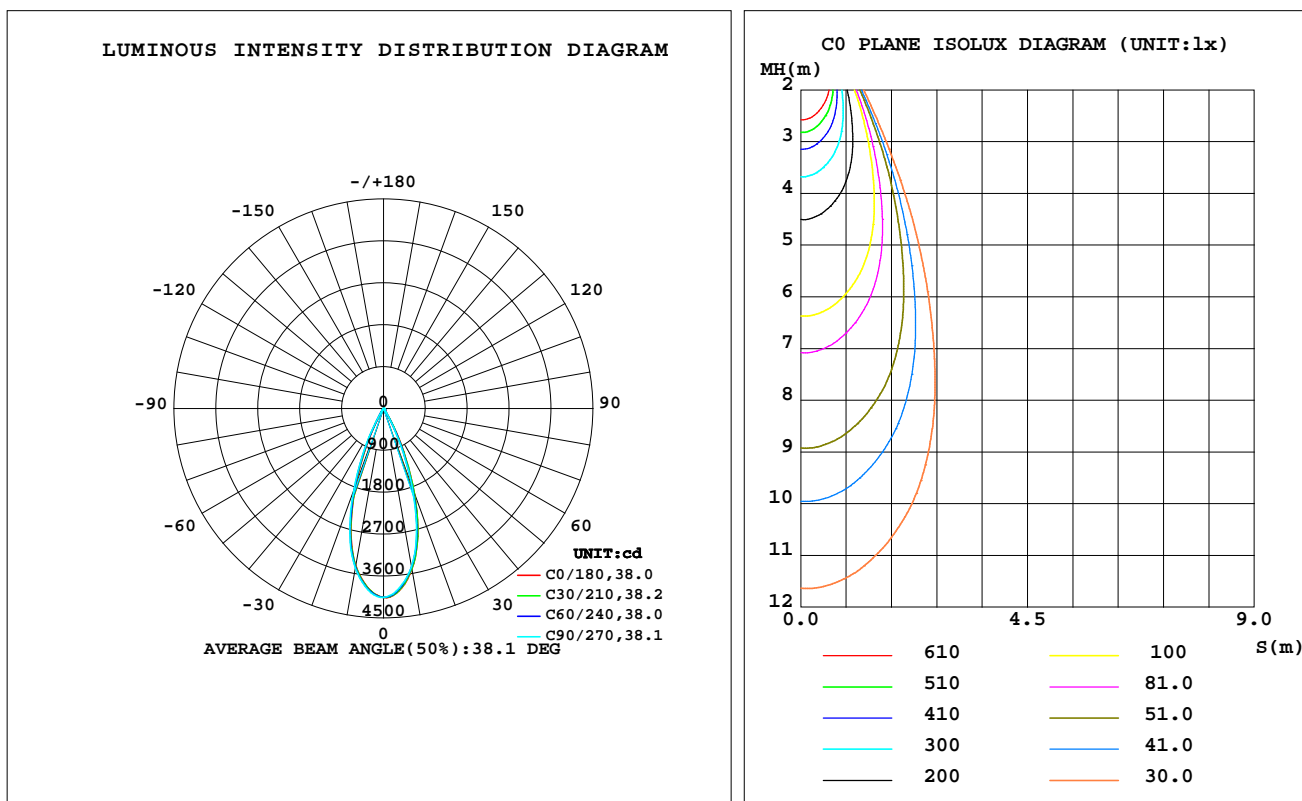
C Range: 0 - 360DEG
C Interval: 30.0DEG
Test Speed: HIGH
Temperature: 25.3 °C
Operators: zoe
Test Date: 2023-6-19

Range: 0 - 180DEG
Interval: 1.0DEG
Test System: EVERFINE GO-SPEX500_V1 SYSTEM V2.00.461
Humidity: 65.0%
Test Distance: 3.160m [K=1.0000]
Remarks: LAMP: BXRE-30H1000-A-83 Ra: 97
LENS: PM-0132B 36R
DRIVER: RMS-20-500AS 500mA
30minutes warm-up

LUMINAIRE PHOTOMETRIC TEST REPORT

Test:U:220.09V I:0.0983A P:20.559W PF:0.9470 Freq:49.99Hz Lamp Flux:1877.8x1 lm		
NAME: 2319.201-AD3-500	TYPE:	WEIGHT:
SPEC.: 3000K	DIM.:	SERIAL No.: 2306190799
MFR.: RISE	SUR.: 0.002826m2	Shielding Angle:

DATA OF LAMP		PHOTOMETRIC DATA Eff: 80.27 lm/W			
MODEL	Brideglux	I _{max} (cd)	4063	S/MH(C0/180)	0.59
NOMINAL POWER(W)	20	LOR(%)	87.9	S/MH(C90/270)	0.61
RATED VOLTAGE(V)	220	TOTAL FLUX(lm)	1650.4	UP,DN(C0-180)	0.0,43.8
NOMINAL FLUX(lm)	1877.8	CIE CLASS	DIRECT	UP,DN(C180-360)	0.0,44.1
LAMPS INSIDE	1	up(%)	0.0	CIBSE SHR NOM	0.50
TEST VOLTAGE(V)	220	down(%)	87.9	CIBSE SHR MAX	0.60



C Range: 0 - 360DEG
C Interval: 30.0DEG
Test Speed: HIGH
Temperature:25.3℃
Operators:zoe
Test Date:2023-6-19

Range: 0 - 180DEG
Interval: 1.0DEG
Test System:EVERFINE GO-SPEX500_V1 SYSTEM V2.00.461
Humidity:65.0%
Test Distance:3.160m [K=1.0000]
Remarks: LAMP:BXRE-30H1000-A-83 Ra:97
LENS:PM-0132B 36R
DRIVER:RMS-20-500AS 500mA
30minutes warm-up

ZONAL FLUX DIAGRAM

ZONAL FLUX DIAGRAM:

	C0	C45	C90	C135	C180	C225	C270	C315		zone	total	%lum,lamp
10	3506	3480	3457	3457	3438	3458	3485	3514	0- 10	358.4	358.4	21.7,19.1
20	1929	1887	1810	1773	1748	1806	1888	1943	10- 20	752.4	1111	67.3,59.2
30	356.0	317.7	269.6	243.5	238.8	268.8	319.0	349.2	20- 30	434.0	1545	93.6,82.3
40	45.77	46.23	44.49	44.23	42.34	43.77	44.30	44.76	30- 40	69.24	1614	97.8,86
50	19.54	20.00	19.91	19.66	19.14	19.29	19.33	19.15	40- 50	22.49	1636	99.2,87.1
60	5.510	5.577	5.296	4.927	4.711	4.735	4.908	5.184	50- 60	11.50	1648	99.9,87.8
70	0.9774	0.9644	0.9520	0.9136	0.9111	0.8796	0.9290	0.9072	60- 70	2.026	1650	100,87.9
80	0.0451	0.0289	0.0422	0.0269	0.0419	0.0261	0.0369	0.0226	70- 80	0.3529	1650	100,87.9
90	0	0	0	0	0	0	0	0	80- 90	0.0277	1650	100,87.9
100	0	0	0	0	0	0	0	0	90-100	0	1650	100,87.9
110	0	0	0	0	0	0	0	0	100-110	0	1650	100,87.9
120	0	0	0	0	0	0	0	0	110-120	0	1650	100,87.9
130	0	0	0	0	0	0	0	0	120-130	0	1650	100,87.9
140	0	0	0	0	0	0	0	0	130-140	0	1650	100,87.9
150	0	0	0	0	0	0	0	0	140-150	0	1650	100,87.9
160	0	0	0	0	0	0	0	0	150-160	0	1650	100,87.9
170	0	0	0	0	0	0	0	0	160-170	0	1650	100,87.9
180	0	0	0	0	0	0	0	0	170-180	0	1650	100,87.9
DEG	LUMINOUS INTENSITY:cd									UNIT:lm		

C Range: 0 - 360DEG
C Interval: 30.0DEG
Test Speed: HIGH
Temperature:25.3℃
Operators:zoe
Test Date:2023-6-19

Range: 0 - 180DEG
Interval: 1.0DEG
Test System:EVERFINE GO-SPEX500_V1 SYSTEM V2.00.461
Humidity:65.0%
Test Distance:3.160m [K=1.0000]
Remarks: LAMP:BXRE-30H1000-A-83 Ra:97
LENS:PM-0132B 36R
DRIVER:RMS-20-500AS 500mA
30minutes warm-up

LUMINANCE LIMITATION CURVES

Test:U:220.09V I:0.0983A P:20.559W PF:0.9470 Freq:49.99Hz
Lamp Flux:1877.8x1 lm

NAME: 2319.201-AD3-500

TYPE:

WEIGHT:

SPEC.: 3000K

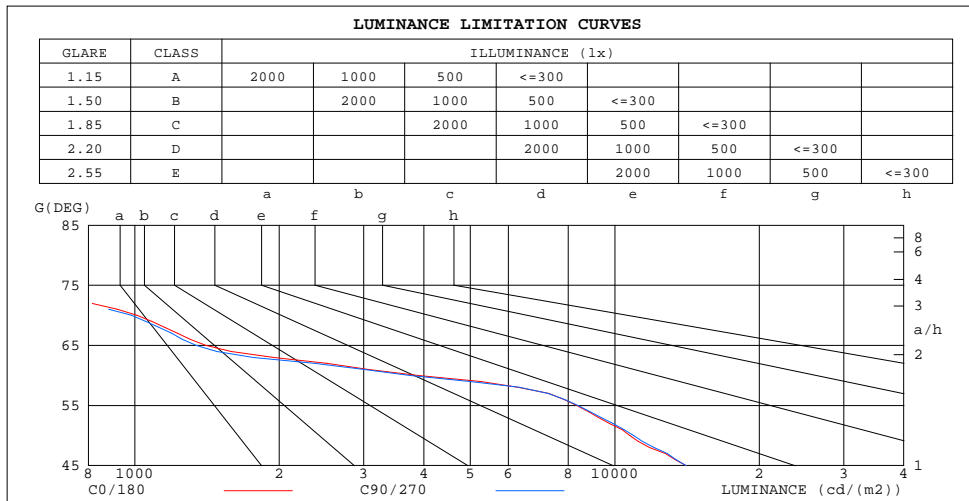
DIM.:

SERIAL No.: 2306190799

MFR.: RISE

SUR.: 0.002826m2

Shielding Angle:



LUMINANCE cd/(m2)		
G(DEG)	C0/180	C90/270
85	155	160
80	92	86
75	445	252
70	1012	985
65	1407	1344
60	3901	3748
55	8342	8388
50	10760	10961
45	14101	14086

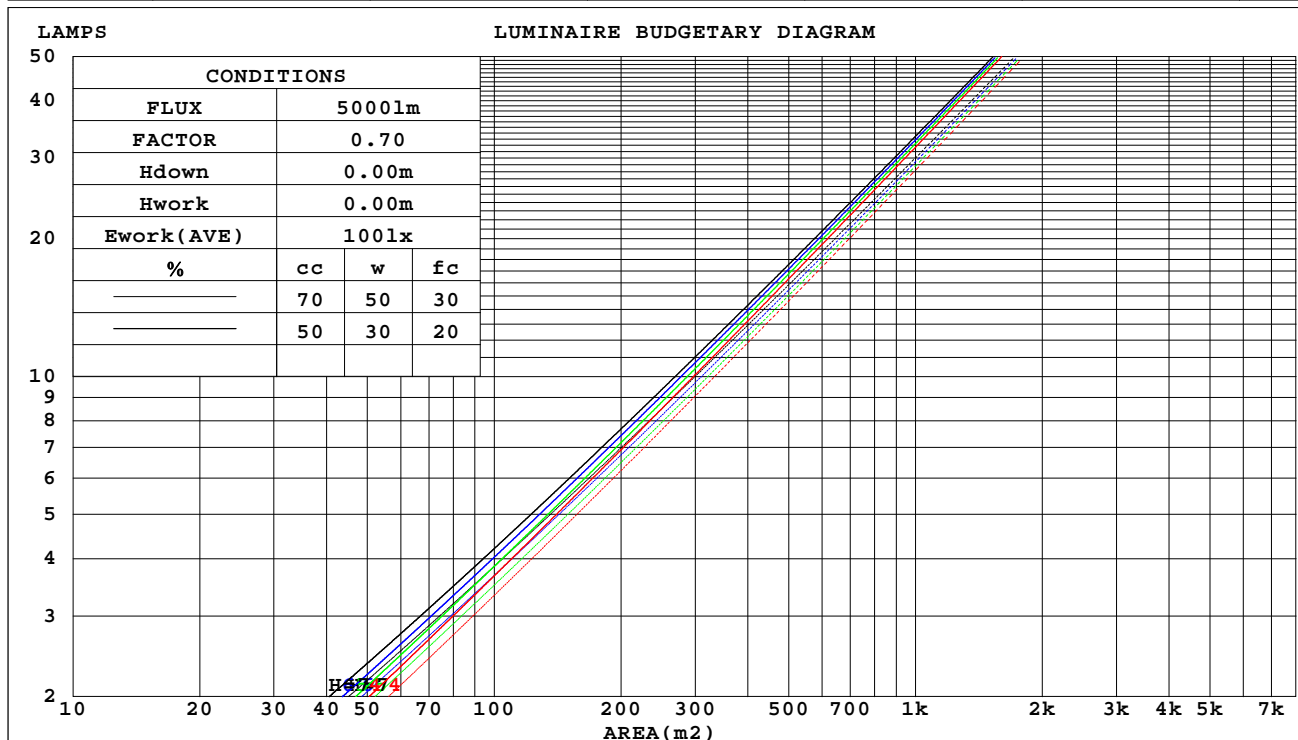
C Range: 0 - 360DEG
C Interval: 30.0DEG
Test Speed: HIGH
Temperature:25.3℃
Operators:zoe
Test Date:2023-6-19

Range: 0 - 180DEG
Interval: 1.0DEG
Test System:EVERFINE GO-SPEX500_V1 SYSTEM V2.00.461
Humidity:65.0%
Test Distance:3.160m [K=1.0000]
Remarks: LAMP:BXRE-30H1000-A-83 Ra:97
LENS:PM-0132B 36R
DRIVER:RMS-20-500AS 500mA
30minutes warm-up

CU AND LUMINAIRE BUDGETARY ESTIMATE DIAGRAM

Test:U:220.09V I:0.0983A P:20.559W PF:0.9470 Freq:49.99Hz Lamp Flux:1877.8x1 lm		
NAME: 2319.201-AD3-500	TYPE:	WEIGHT:
SPEC.: 3000K	DIM.:	SERIAL No.: 2306190799
MFR.: RISE	SUR.: 0.002826m2	Shielding Angle:

cc	80%			70%			50%			30%			10%			0
w	50%	30%	10%	50%	30%	10%	50%	30%	10%	50%	30%	10%	50%	30%	10%	0
fc	20%			20%			20%			20%			20%			0
RCR	RCR:Room Cavity Ratio															



C Range: 0 - 360DEG
C Interval: 30.0DEG
Test Speed: HIGH
Temperature:25.3℃
Operators:zoe
Test Date:2023-6-19

Range: 0 - 180DEG
Interval: 1.0DEG
Test System:EVERFINE GO-SPEX500_V1 SYSTEM V2.00.461
Humidity:65.0%
Test Distance:3.160m [K=1.0000]
Remarks: LAMP:BXRE-30H1000-A-83 Ra:97
LENS:PM-0132B 36R
DRIVER:RMS-20-500AS 500mA
30minutes warm-up

WEC AND CCEC

Test:U:220.09V I:0.0983A P:20.559W PF:0.9470 Freq:49.99Hz Lamp Flux:1877.8x1 lm		
NAME: 2319.201-AD3-500	TYPE:	WEIGHT:
SPEC.: 3000K	DIM.:	SERIAL No.: 2306190799
MFR.: RISE	SUR.: 0.002826m2	Shielding Angle:

cc	80%			70%			50%			30%			10%			0
w	50%	30%	10%	50%	30%	10%	50%	30%	10%	50%	30%	10%	50%	30%	10%	0
fc	20%			20%			20%			20%			20%			0
RCR	RCR:Room Cavity Ratio						Wall Exitance Coefficients(WEC)									
0.0																
1.0	.131	.075	.024	.126	.072	.023	.115	.066	.021	.105	.060	.019	.095	.055	.018	
2.0	.123	.068	.021	.118	.065	.020	.109	.061	.019	.101	.057	.018	.093	.053	.017	
3.0	.116	.062	.018	.112	.060	.018	.104	.056	.017	.097	.053	.016	.091	.050	.016	
4.0	.109	.057	.017	.106	.055	.016	.100	.053	.016	.093	.050	.015	.088	.048	.015	
5.0	.104	.053	.015	.101	.052	.015	.095	.050	.015	.090	.048	.014	.085	.046	.014	
6.0	.099	.049	.014	.096	.049	.014	.091	.047	.014	.087	.045	.013	.083	.043	.013	
7.0	.094	.047	.013	.092	.046	.013	.088	.044	.013	.084	.043	.012	.080	.042	.012	
8.0	.090	.044	.012	.088	.043	.012	.084	.042	.012	.081	.041	.012	.078	.040	.012	
9.0	.086	.042	.012	.085	.041	.012	.081	.040	.011	.078	.039	.011	.075	.038	.011	
10.0	.083	.040	.011	.081	.039	.011	.079	.038	.011	.076	.038	.011	.073	.037	.011	

cc	80%			70%			50%			30%			10%			0	
w	50%	30%	10%	50%	30%	10%	50%	30%	10%	50%	30%	10%	50%	30%	10%	0	
fc	20%			20%			20%			20%			20%			0	
RCR	RCR:Room Cavity Ratio						Ceiling Cavity Exitance Coefficients(CCEC)										
0.0	.167	.167	.167	.143	.143	.143	.098	.098	.098	.056	.056	.056	.018	.018	.018		
1.0	.149	.138	.129	.127	.119	.111	.087	.082	.077	.050	.047	.045	.016	.015	.014		
2.0	.134	.117	.102	.114	.100	.088	.078	.069	.062	.045	.040	.036	.015	.013	.012		
3.0	.121	.100	.082	.104	.086	.072	.071	.060	.050	.041	.035	.030	.013	.011	.010		
4.0	.111	.086	.068	.095	.075	.059	.065	.052	.041	.038	.030	.024	.012	.010	.008		
5.0	.102	.076	.056	.088	.065	.049	.060	.046	.034	.035	.027	.020	.011	.009	.007		
6.0	.095	.067	.047	.082	.058	.041	.056	.041	.029	.033	.024	.017	.011	.008	.006		
7.0	.089	.060	.040	.076	.052	.035	.053	.037	.025	.031	.022	.015	.010	.007	.005		
8.0	.083	.054	.035	.072	.047	.030	.050	.033	.021	.029	.020	.013	.009	.006	.004		
9.0	.079	.050	.030	.068	.043	.026	.047	.030	.019	.027	.018	.011	.009	.006	.004		
10.0	.074	.046	.026	.064	.040	.023	.044	.028	.016	.026	.016	.010	.008	.005	.003		

C Range: 0 - 360DEG
C Interval: 30.0DEG
Test Speed: HIGH
Temperature:25.3℃
Operators:zoe
Test Date:2023-6-19

Range: 0 - 180DEG
Interval: 1.0DEG
Test System:EVERFINE GO-SPEX500_V1 SYSTEM V2.00.461
Humidity:65.0%
Test Distance:3.160m [K=1.0000]
Remarks: LAMP:BXRE-30H1000-A-83 Ra:97
LENS:PM-0132B 36R
DRIVER:RMS-20-500AS 500mA
30minutes warm-up

UGR(Unified Glare Rating) Table

Test:U:220.09V I:0.0983A P:20.559W PF:0.9470 Freq:49.99Hz Lamp Flux:1877.8x1 lm										
NAME: 2319.201-AD3-500					TYPE:			WEIGHT:		
SPEC.: 3000K					DIM.:			SERIAL No.: 2306190799		
MFR.: RISE					SUR.: 0.002826m2			Shielding Angle:		
ceiling/cavity	0.7	0.7	0.5	0.5	0.3	0.7	0.7	0.5	0.5	0.3
walls	0.5	0.3	0.5	0.3	0.3	0.5	0.3	0.5	0.3	0.3
working plane	0.2	0.2	0.2	0.2	0.2	0.2	0.2	0.2	0.2	0.2
Room dimensions	Viewed crosswise					Viewed endwise				
x = 2H y = 2H	10.4	11.2	10.7	11.3	11.5	9.9	10.7	10.1	10.8	11.0
3H	10.3	11.0	10.6	11.2	11.4	9.8	10.5	10.0	10.7	10.9
4H	10.2	10.9	10.5	11.1	11.3	9.7	10.4	10.0	10.6	10.8
6H	10.1	10.8	10.4	11.0	11.2	9.6	10.2	9.9	10.5	10.7
8H	10.1	10.7	10.4	10.9	11.2	9.6	10.2	9.9	10.4	10.7
12H	10.1	10.6	10.4	10.9	11.2	9.5	10.1	9.8	10.4	10.6
4H 2H	10.3	10.9	10.6	11.2	11.4	9.8	10.4	10.0	10.6	10.9
3H	10.1	10.7	10.5	11.0	11.2	9.6	10.2	9.9	10.5	10.7
4H	10.1	10.6	10.4	10.9	11.2	9.5	10.1	9.9	10.4	10.7
6H	10.0	10.4	10.3	10.7	11.1	9.4	9.9	9.8	10.2	10.6
8H	9.9	10.3	10.3	10.7	11.0	9.4	9.8	9.8	10.2	10.5
12H	9.8	10.2	10.3	10.6	11.0	9.3	9.7	9.7	10.1	10.5
8H 4H	9.9	10.3	10.3	10.7	11.0	9.4	9.8	9.8	10.2	10.5
6H	9.8	10.1	10.2	10.5	11.0	9.3	9.6	9.7	10.0	10.4
8H	9.7	10.0	10.2	10.5	10.9	9.2	9.5	9.7	10.0	10.4
12H	9.7	9.9	10.1	10.4	10.9	9.2	9.4	9.6	9.9	10.3
12H 4H	9.9	10.2	10.3	10.6	11.0	9.3	9.7	9.7	10.1	10.5
6H	9.7	10.0	10.2	10.5	10.9	9.2	9.5	9.7	10.0	10.4
8H	9.7	9.9	10.1	10.4	10.9	9.2	9.4	9.6	9.9	10.3
Variations with the observer position at spacings(CIE Pub.117):										
S = 1.0H	+ 2.3 / - 3.7					+ 2.2 / - 3.6				
1.5H	+ 3.2 / - 1.8					+ 2.9 / - 1.5				
2.0H	+ 3.1 / - 9.2					+ 3.1 / - 9.5				

CIE Pub.117, 1878 lm Total Lamp Luminous Flux Correct (8log(F/F0) = 2.2)
Area: 0.002826 m2

C Range: 0 - 360DEG
C Interval: 30.0DEG
Test Speed: HIGH
Temperature:25.3℃
Operators:zoe
Test Date:2023-6-19

Range: 0 - 180DEG
Interval: 1.0DEG
Test System:EVERFINE GO-SPEX500_V1 SYSTEM V2.00.461
Humidity:65.0%
Test Distance:3.160m [K=1.0000]
Remarks: LAMP:BXRE-30H1000-A-83 Ra:97
LENS:PM-0132B 36R
DRIVER:RMS-20-500AS 500mA
30minutes warm-up

UTILIZATION FACTORS TABLE

Test:U:220.09V I:0.0983A P:20.559W PF:0.9470 Freq:49.99Hz Lamp Flux:1877.8x1 lm		
NAME: 2319.201-AD3-500	TYPE:	WEIGHT:
SPEC.: 3000K	DIM.:	SERIAL No.: 2306190799
MFR.: RISE	SUR.: 0.002826m2	Shielding Angle:

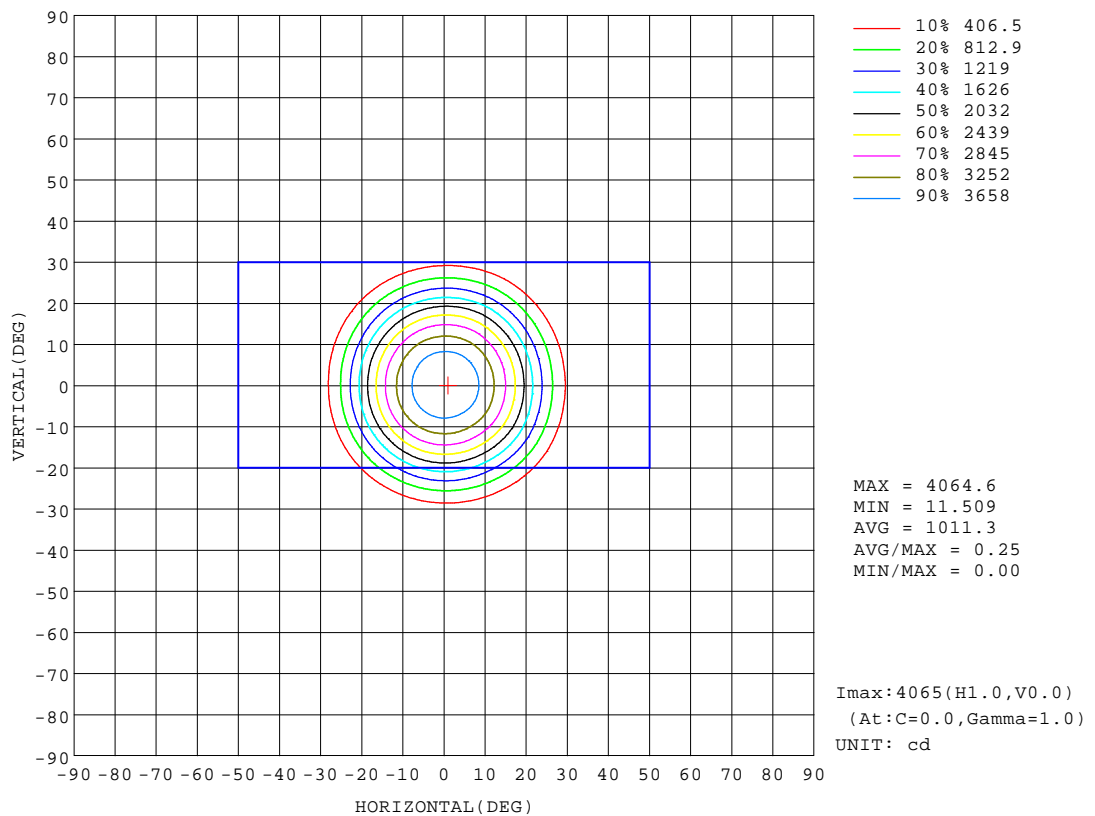
REFLECTANCE										
Ceiling	0.8	0.8	0.8	0.7	0.7	0.7	0.5	0.5	0.5	0
Walls	0.7	0.5	0.3	0.7	0.5	0.3	0.7	0.5	0.3	0
Working plane	0.2	0.2	0.2	0.2	0.2	0.2	0.2	0.2	0.2	0
ROOM INDEX	UTILIZATION FACTORS(PERCENT) $k(RI) \times RCR = 5$									
k = 0.60	79	74	71	79	74	71	78	74	71	68
0.80	85	81	78	85	80	78	84	80	77	74
1.00	89	84	82	88	84	81	87	84	81	78
1.25	92	88	85	91	87	85	90	86	84	81
1.50	94	91	88	93	90	87	91	89	86	83
2.00	96	93	90	95	92	90	93	90	88	84
2.50	98	95	92	96	93	91	94	91	90	85
3.00	99	96	94	97	95	93	94	93	91	86
4.00	101	98	97	99	97	95	96	94	93	87
5.00	102	100	98	100	98	97	96	95	94	88
ROOM INDEX	UF(total)									Direct
According to DIN EN 13032-2 2004			Suspended					SHRNOM = 1.25		

C Range: 0 - 360DEG
C Interval: 30.0DEG
Test Speed: HIGH
Temperature:25.3℃
Operators:zoe
Test Date:2023-6-19

Range: 0 - 180DEG
Interval: 1.0DEG
Test System:EVERFINE GO-SPEX500_V1 SYSTEM V2.00.461
Humidity:65.0%
Test Distance:3.160m [K=1.0000]
Remarks: LAMP:BXRE-30H1000-A-83 Ra:97
LENS:PM-0132B 36R
DRIVER:RMS-20-500AS 500mA
30minutes warm-up

ISOCANDELA DIAGRAM

Test:U:220.09V I:0.0983A P:20.559W PF:0.9470 Freq:49.99Hz Lamp Flux:1877.8x1 lm		
NAME: 2319.201-AD3-500	TYPE:	WEIGHT:
SPEC.: 3000K	DIM.:	SERIAL No.: 2306190799
MFR.: RISE	SUR.: 0.002826m2	Shielding Angle:




C Range: 0 - 360DEG
C Interval: 30.0DEG
Test Speed: HIGH
Temperature:25.3℃
Operators:zoe
Test Date:2023-6-19

Range: 0 - 180DEG
Interval: 1.0DEG
Test System:EVERFINE GO-SPEX500_V1 SYSTEM V2.00.461
Humidity:65.0%
Test Distance:3.160m [K=1.0000]
Remarks: LAMP:BXRE-30H1000-A-83 Ra:97
LENS:PM-0132B 36R
DRIVER:RMS-20-500AS 500mA
30minutes warm-up

AAI Figure

Test:U:220.09V I:0.0983A P:20.559W PF:0.9470 Freq:49.99Hz Lamp Flux:1877.8x1 lm		
NAME: 2319.201-AD3-500	TYPE:	WEIGHT:
SPEC.: 3000K	DIM.:	SERIAL No.: 2306190799
MFR.: RISE	SUR.: 0.002826m2	Shielding Angle:



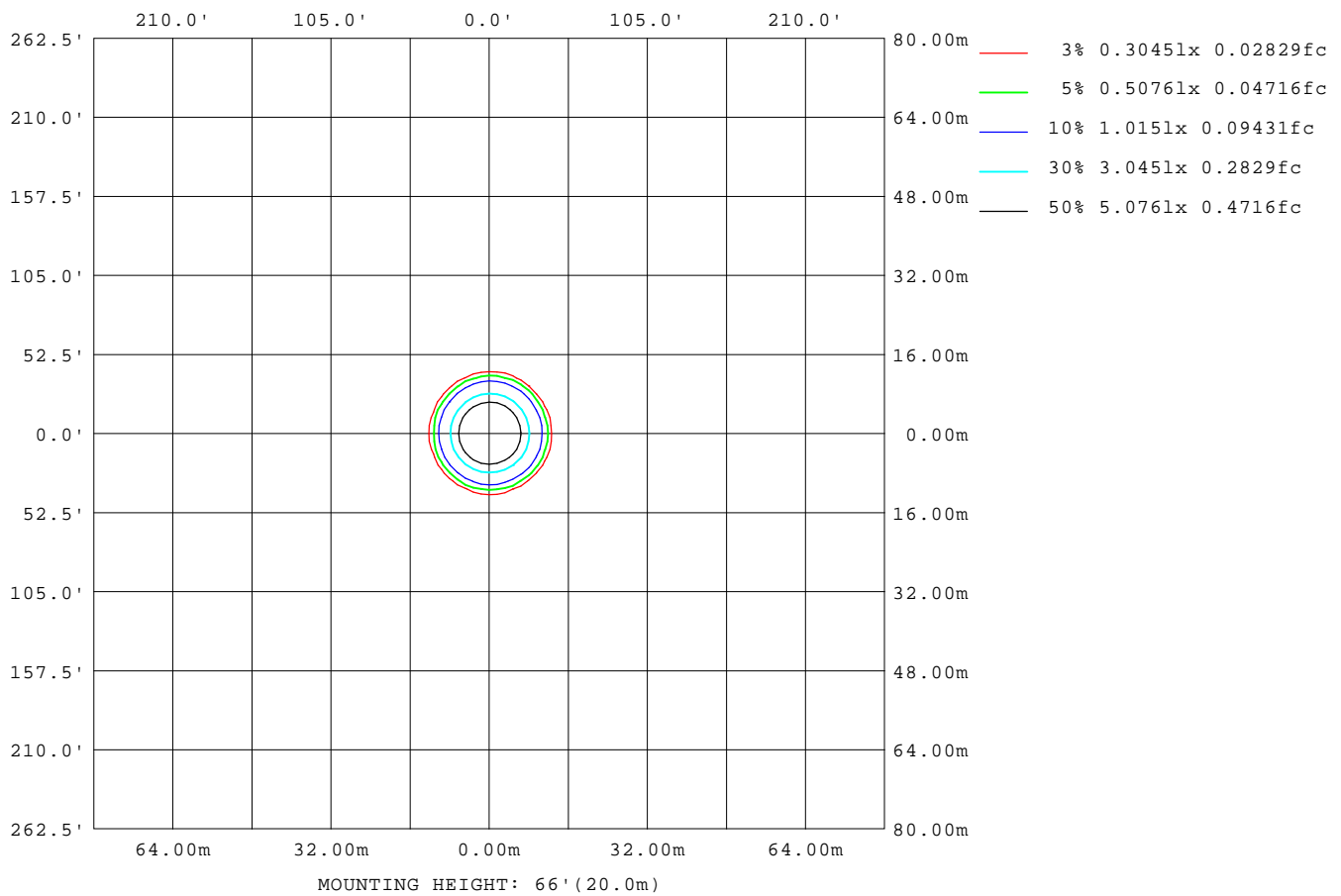
Note:The Curves indicate the illuminated area and the average illumination when the luminaire is at different distance.

C Range: 0 - 360DEG
C Interval: 30.0DEG
Test Speed: HIGH
Temperature:25.3℃
Operators:zoe
Test Date:2023-6-19

Range: 0 - 180DEG
Interval: 1.0DEG
Test System:EVERFINE GO-SPEX500_V1 SYSTEM V2.00.461
Humidity:65.0%
Test Distance:3.160m [K=1.0000]
Remarks: LAMP:BXRE-30H1000-A-83 Ra:97
LENS:PM-0132B 36R
DRIVER:RMS-20-500AS 500mA
30minutes warm-up

ISOLUX DIAGRAM

Test:U:220.09V I:0.0983A P:20.559W PF:0.9470 Freq:49.99Hz Lamp Flux:1877.8x1 lm		
NAME: 2319.201-AD3-500	TYPE:	WEIGHT:
SPEC.: 3000K	DIM.:	SERIAL No.: 2306190799
MFR.: RISE	SUR.: 0.002826m2	Shielding Angle:



C Range: 0 - 360DEG
C Interval: 30.0DEG
Test Speed: HIGH
Temperature:25.3℃
Operators:zoe
Test Date:2023-6-19

Range: 0 - 180DEG
Interval: 1.0DEG
Test System:EVERFINE GO-SPEX500_V1 SYSTEM V2.00.461
Humidity:65.0%
Test Distance:3.160m [K=1.0000]
Remarks: LAMP:BXRE-30H1000-A-83 Ra:97
LENS:PM-0132B 36R
DRIVER:RMS-20-500AS 500mA
30minutes warm-up

LED Avg.L Report

Test:U:220.09V I:0.0983A P:20.559W PF:0.9470 Freq:49.99Hz Lamp Flux:1877.8x1 lm		
NAME: 2319.201-AD3-500	TYPE:	WEIGHT:
SPEC.: 3000K	DIM.:	SERIAL No.: 2306190799
MFR.: RISE	SUR.: 0.002826m2	Shielding Angle:

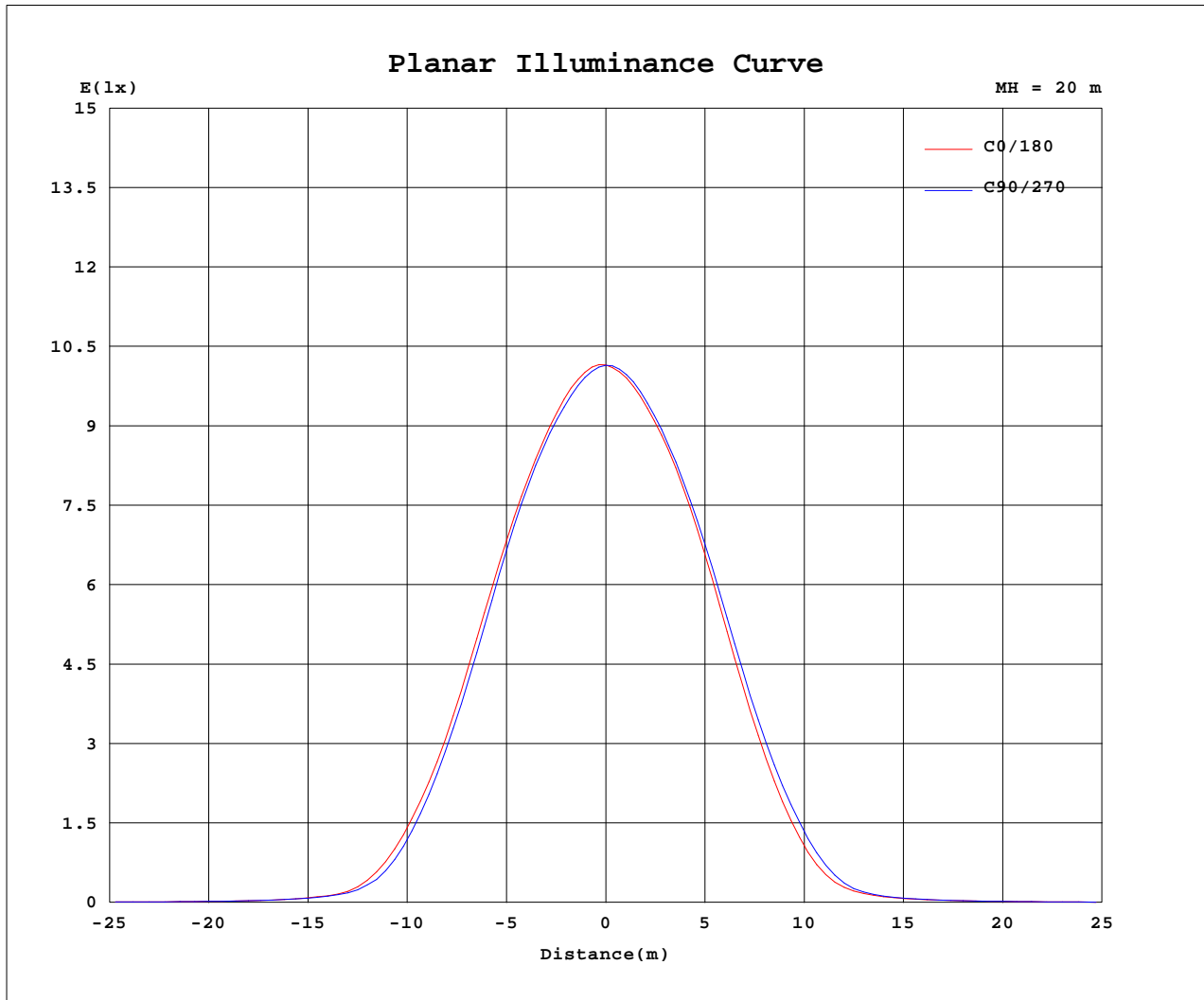
AvgL	cd/m2
L_0~180(65)av	1355
L_0~180(75)av	310
L_0~180(85)av	152
L_90~270(65)av	1344
L_90~270(75)av	299
L_90~270(85)av	146
L_45(65)av	1326
L_45(75)av	273
L_45(85)av	79

Standard: GB/T 29293-2012

C Range: 0 - 360DEG
C Interval: 30.0DEG
Test Speed: HIGH
Temperature:25.3℃
Operators:zoe
Test Date:2023-6-19

Range: 0 - 180DEG
Interval: 1.0DEG
Test System:EVERFINE GO-SPEX500_V1 SYSTEM V2.00.461
Humidity:65.0%
Test Distance:3.160m [K=1.0000]
Remarks: LAMP:BXRE-30H1000-A-83 Ra:97
LENS:PM-0132B 36R
DRIVER:RMS-20-500AS 500mA
30minutes warm-up

Planar Illuminance Curve



C Range: 0 - 360DEG
 C Interval: 30.0DEG
 Test Speed: HIGH
 Temperature: 25.3 °C
 Operators: zoe
 Test Date: 2023-6-19

Range: 0 - 180DEG
 Interval: 1.0DEG
 Test System: EVERFINE GO-SPEX500_V1 SYSTEM V2.00.461
 Humidity: 65.0%
 Test Distance: 3.160m [K=1.0000]
 Remarks: LAMP: BXRE-30H1000-A-83 Ra: 97
 LENS: PM-0132B 36R
 DRIVER: RMS-20-500AS 500mA
 30minutes warm-up

LUMINOUS DISTRIBUTION INTENSITY DATA

Test:U:220.09V I:0.0983A P:20.559W PF:0.9470 Freq:49.99Hz Lamp Flux:1877.8x1 lm		
NAME: 2319.201-AD3-500	TYPE:	WEIGHT:
SPEC.: 3000K	DIM.:	SERIAL No.: 2306190799
MFR.: RISE	SUR.: 0.002826m2	Shielding Angle:

Table--1

UNIT: cd

C(DEG) (DEG)	0	30	60	90	120	150	180	210	240	270	300	330						
0	4059	4059	4059	4059	4059	4059	4059	4059	4059	4059	4059	4059						
5	3931	3920	3889	3874	3871	3870	3867	3870	3891	3905	3926	3932						
10	3506	3497	3463	3457	3458	3456	3438	3446	3471	3485	3511	3516						
15	2843	2844	2773	2752	2748	2734	2714	2738	2774	2810	2861	2856						
20	1929	1936	1838	1810	1781	1765	1748	1776	1836	1888	1948	1938						
25	1029	1029	943	905	868	845	835	882	936	993	1040	1030						
30	356	346	289	270	248	239	239	255	282	319	352	346						
35	95.6	98.7	90.6	87.7	88.9	85.8	82.1	88.1	88.2	90.3	96.3	94.9						
40	45.8	47.2	45.2	44.5	44.2	44.2	42.3	43.4	44.1	44.3	44.7	44.8						
45	28.2	29.1	28.4	28.1	28.1	28.4	28.0	28.7	28.9	28.5	28.1	27.9						
50	19.5	20.1	19.9	19.9	19.8	19.5	19.1	19.3	19.2	19.3	19.2	19.1						
55	13.5	13.8	13.7	13.6	13.4	13.2	13.0	12.9	13.0	13.0	13.0	13.0						
60	5.51	5.75	5.41	5.30	5.06	4.80	4.71	4.71	4.76	4.91	5.15	5.22						
65	1.68	1.69	1.64	1.60	1.57	1.57	1.56	1.53	1.53	1.61	1.59	1.58						
70	0.98	0.97	0.96	0.95	0.91	0.92	0.91	0.88	0.88	0.93	0.92	0.90						
75	0.33	0.29	0.23	0.18	0.12	0.13	0.13	0.11	0.18	0.25	0.28	0.27						
80	0.05	0.03	0.03	0.04	0.03	0.03	0.04	0.03	0.03	0.04	0.02	0.03						
85	0.04	0.02	0.02	0.04	0.02	0.02	0.04	0.02	0.02	0.03	0.02	0.02						
90	0.00	0.00	0.00	0.00	0.00	0.00	0.00	0.00	0.00	0.00	0.00	0.00						
95	0.00	0.00	0.00	0.00	0.00	0.00	0.00	0.00	0.00	0.00	0.00	0.00						
100	0.00	0.00	0.00	0.00	0.00	0.00	0.00	0.00	0.00	0.00	0.00	0.00						
105	0.00	0.00	0.00	0.00	0.00	0.00	0.00	0.00	0.00	0.00	0.00	0.00						
110	0.00	0.00	0.00	0.00	0.00	0.00	0.00	0.00	0.00	0.00	0.00	0.00						
115	0.00	0.00	0.00	0.00	0.00	0.00	0.00	0.00	0.00	0.00	0.00	0.00						
120	0.00	0.00	0.00	0.00	0.00	0.00	0.00	0.00	0.00	0.00	0.00	0.00						
125	0.00	0.00	0.00	0.00	0.00	0.00	0.00	0.00	0.00	0.00	0.00	0.00						
130	0.00	0.00	0.00	0.00	0.00	0.00	0.00	0.00	0.00	0.00	0.00	0.00						
135	0.00	0.00	0.00	0.00	0.00	0.00	0.00	0.00	0.00	0.00	0.00	0.00						
140	0.00	0.00	0.00	0.00	0.00	0.00	0.00	0.00	0.00	0.00	0.00	0.00						
145	0.00	0.00	0.00	0.00	0.00	0.00	0.00	0.00	0.00	0.00	0.00	0.00						
150	0.00	0.00	0.00	0.00	0.00	0.00	0.00	0.00	0.00	0.00	0.00	0.00						
155	0.00	0.00	0.00	0.00	0.00	0.00	0.00	0.00	0.00	0.00	0.00	0.00						
160	0.00	0.00	0.00	0.00	0.00	0.00	0.00	0.00	0.00	0.00	0.00	0.00						
165	0.00	0.00	0.00	0.00	0.00	0.00	0.00	0.00	0.00	0.00	0.00	0.00						
170	0.00	0.00	0.00	0.00	0.00	0.00	0.00	0.00	0.00	0.00	0.00	0.00						
175	0.00	0.00	0.00	0.00	0.00	0.00	0.00	0.00	0.00	0.00	0.00	0.00						
180	0.00	0.00	0.00	0.00	0.00	0.00	0.00	0.00	0.00	0.00	0.00	0.00						

C Range: 0 - 360DEG
C Interval: 30.0DEG
Test Speed: HIGH
Temperature:25.3℃
Operators:zoe
Test Date:2023-6-19

Range: 0 - 180DEG
Interval: 1.0DEG
Test System:EVERFINE GO-SPEX500_V1 SYSTEM V2.00.461
Humidity:65.0%
Test Distance:3.160m [K=1.0000]
Remarks: LAMP:BXRE-30H1000-A-83 Ra:97
LENS:PM-0132B 36R
DRIVER:RMS-20-500AS 500mA
30minutes warm-up